







ST MARY'S C E PRIMARY SCHOOL





What are we learning about this half term?

Teacher: Mr Collingwood

Year Group: Year 1  
2026

Term: Summer 2,

| SUBJECT  | What we will be learning this half term.   | How you can support your child at home.  |
|--|--|--|
| <p>ENGLISH</p>      | <p>We will finish off our work on the story 'Beegu'. We will then be exploring a variety of different fairy tales and using them to inspire our writing. We will start by reading The Three Little pigs and then use this to write our own fairy tales with a bit of a twist! We will particularly focus on sounding out and remembering our capital letters and full stops.</p> | <p>Read daily with your child, asking questions and talking about what different words mean and why particular punctuation has been used. Practise spellings on Spelling Shed each week.</p> |
| <p>MATHS</p>        | <p>We will finish off looking at addition and subtraction within 20, before we look at different ways of measuring length. We will work on counting in 2s, 5s and 10s, learn about different coins and begin to tell the time on clocks.</p>   | <p>Use Mathletics to practise different skills. Talk to your children about what numbers represent and discuss the time with them.</p>   |
| <p>R.E.</p>       | <p>How should we care for others and the world, and why does it matter? We will be looking at the importance of caring for others as well as the environment. This will be linked to how people of different religions show they care through their actions.</p>   | <p>Talk about the importance of kindness</p>   |
| <p>Science</p>    | <p>What makes plants different? Identify and name a variety of common wild and garden plants, including deciduous and evergreen trees. Identify and describe the basic structure of a variety of common flowering plants, including trees.</p>   | <p>If possible, allow the children to do some of their own planting whilst taking responsibility for and looking after their plants themselves.</p>  |
| <p>P.E.</p>       | <p>In our athletics lessons this half term we will particularly focus on developing our jumping skills and throwing with accuracy. We will also learn how to develop our accuracy in striking and fielding games.</p>  | <p>Complete different athletics activities. Focus on improving each time.</p>  |
| <p>GEOGRAPHY</p>  | <p>What countries make up the UK? We will learn the names of the countries and capital cities of the UK and the physical and human characteristics of these. We will</p>   | <p>Share with your child different places of the UK that you have visited. Show pictures and discuss the human</p>   |

|  |  |  |
|--|--|--|
|  | also practise our use of compass directions to describe the location of features on a map.   | and physical landmarks that you saw.   |
| SPANISH<br>   | This half term we will be learning about the weather and perform different songs and rhymes linked to the seasons.   | Reinforce Spanish language at home.  |
| COMPUTING<br> | <p>We will cover two units in computing this half term. The first will be technology round us. The focus in this unit is defining and understanding what technology is. We will relate this to school, home, outside and to its use in the wider world.</p> <p>We will then move on to making beats. This unit introduces digital music. We will use the tools 2Explore and 2Beat to make their own digital music.</p> | Discuss different types of technology that you use outside of school and how you use them.   |
| MUSIC<br>     | <p>Musical symbol (under the sea)</p> <p>We will combine all the musical concepts learned throughout Year 1 for an underwater-themed class performance incorporating instrumental, vocal and body sounds.</p>  | Talk about how different pieces of music make you feel. Why does it make you feel that way?  |
| PSHE<br>    | <p>Changing me</p> <p>We will start to learn about the life cycles of animals and humans. We will identify and name the correct terminology for the children's body part and understand which parts of our body are private.</p>   | Talk about the things you find difficult and how you can overcome these situations. Celebrate all the ways in which you are amazing! |

### Additional Information:

- Read with your child daily. The reading books provided by school will support you in this. Please fill in the reading journal each time you hear your child read (whether it's their school reading book or another book from home) and ensure that your child's reading book and reading journal are brought in every Monday.
- Use Spelling Shed to practise the different phonics sounds we have been learning each week.
- Practise on Mathletics every week.
- P.E. is on Tuesdays and Wednesdays. Please make sure that your child comes to school in their outdoor P.E. kit on this day ie black shorts / joggers, plain white t-shirt, school jumper and trainers.
- We would welcome help from parents/ grandparents to hear readers in the class. Please see Mr Collingwood if you can help.